



© Te Papa. Except for the Te Papa logo and the illustrations, this Matariki activity book by the Museum of New Zealand Papa Tongarewa is licensed under a Creative Commons Attribution-NonCommercial 4.0 International Licence.

Please note that the reuse or adaption of the Te Papa logo and the illustrations outside of the context of this activity book is not covered under this licence. Attribution should be in written form and not by reproduction of the Te Papa logo. If you publish, distribute or otherwise disseminate this work to the public without adapting it, the following attribution to Te Papa should be used:

Source: "Museum of New Zealand Te Papa Tongarewa (Te Papa) tepapa.nz/matariki-activitybook and licensed by Te Papa for re-use under the Creative Commons Attribution-NonCommercial 4.0 International Licence."

If you adapt this work in any way or include it in a collection, and publish, distribute or otherwise disseminate that adaption or collection to the public, the following attribution to Te Papa should be used:

"This work is [based on/includes] the Museum of New Zealand Te Papa Tongarewa's "Matariki activity book" which is licensed by Te Papa for reuse under the Creative Commons Attribution-NonCommercial 4.0 International Licence."

Transport icons created by Zirconicusso - Freepik.com
Food and place icons created by Freepik.com



Matariki

Pukapuka mahi
Activity book

tepapa.nz/matariki



Traditionally, Māori celebrate the start of a new year in mid-winter (May-June).

The new year begins on the first new moon after the star cluster Matariki rises in the eastern sky. That's why the Māori new year is called Matariki.


Matariki is a time to gather with **whānau** (family) and friends to reflect on the past, celebrate the present, and plan for the future.

This activity book will focus on six themes important during this time of year.

1. **whetū** stars
2. **maramataka** the lunar calendar
3. **kōrero** stories
4. **kai** food
5. **whenua** land
6. **whānau** family



Cut out the 8 squares to use as counters to play **Mū Tōrere**.

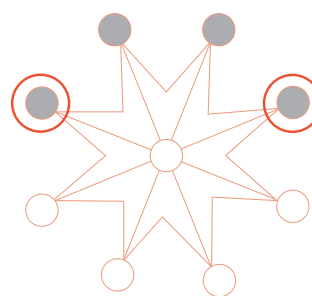


How to play

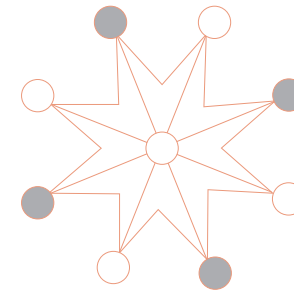
Place the **pango** (black) and **mā** (white) playing pieces on the board as shown.

The **pūtahi** (middle) starts empty.

Option one



Option two



In option one, a black counter in one of the red rings moves to the middle first. In option two, any counter can move to the middle first. Players then take turns making their move.

Ways to move

1. You can move your counter to an empty space either side of the counter or to the middle.
2. Pieces can't leap over each other.
3. There are no captures in this game.

Winner


The game ends when one player is blocked and can't move.

You should swap colours for the next game so that you both get a chance to move first.

7. Matariki is about having fun. Learn how to play **Mū Tōrere** with your **whānau** (family).

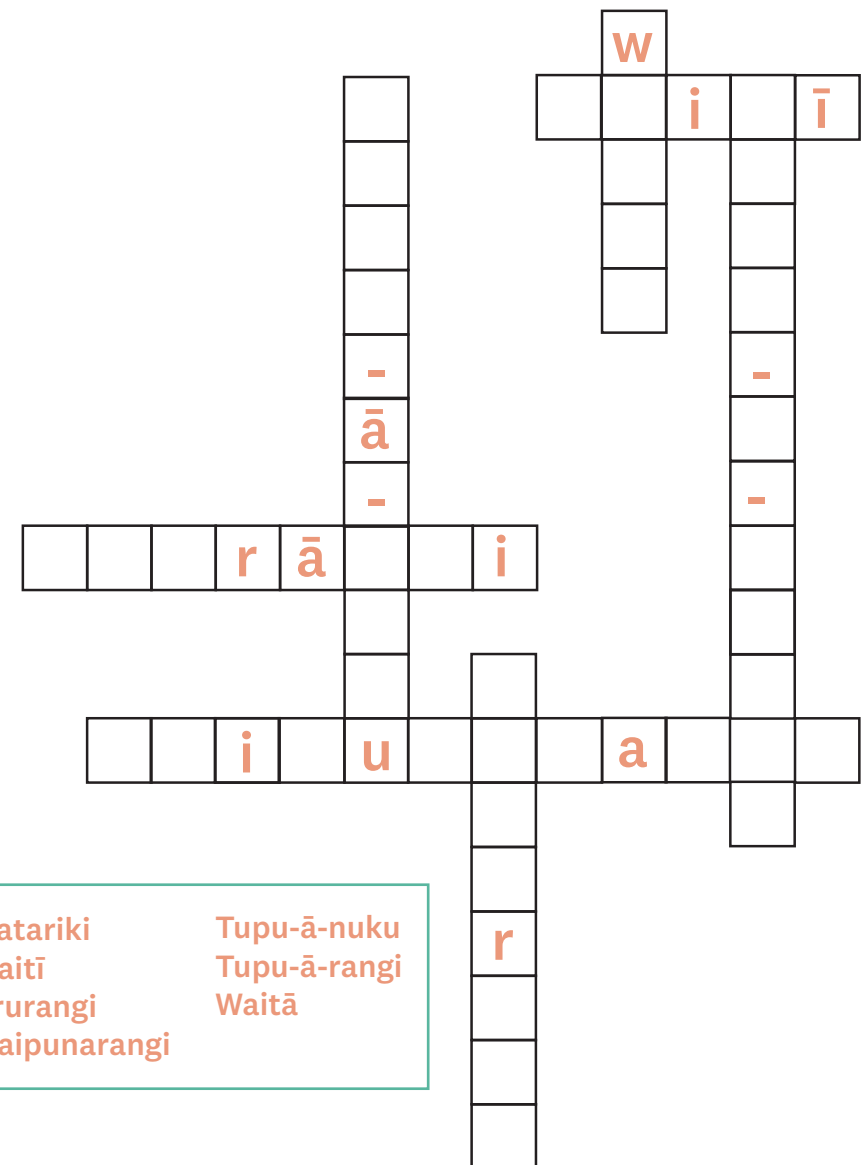
You may need a **pakeke** (grown up) to help you learn to play.

The aim of this two-player game is to block your opponent so they can't move.



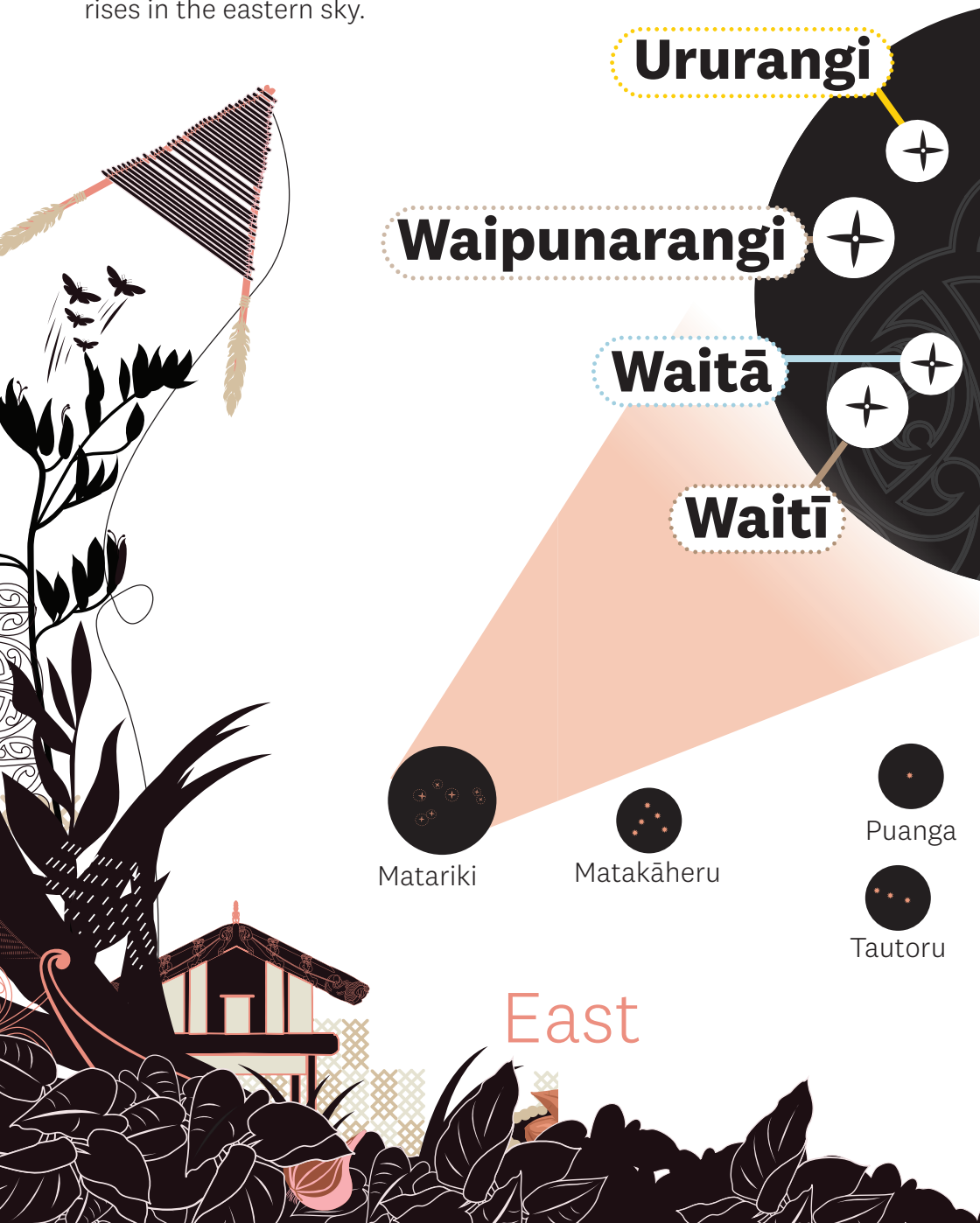
1. The star cluster Matariki takes its name from the central star. One of the most popular **iwi** (tribe) stories is that the central star represents a **whaea** (mother) surrounded by her six daughters.

Fill in the crossword with the names of the seven stars.

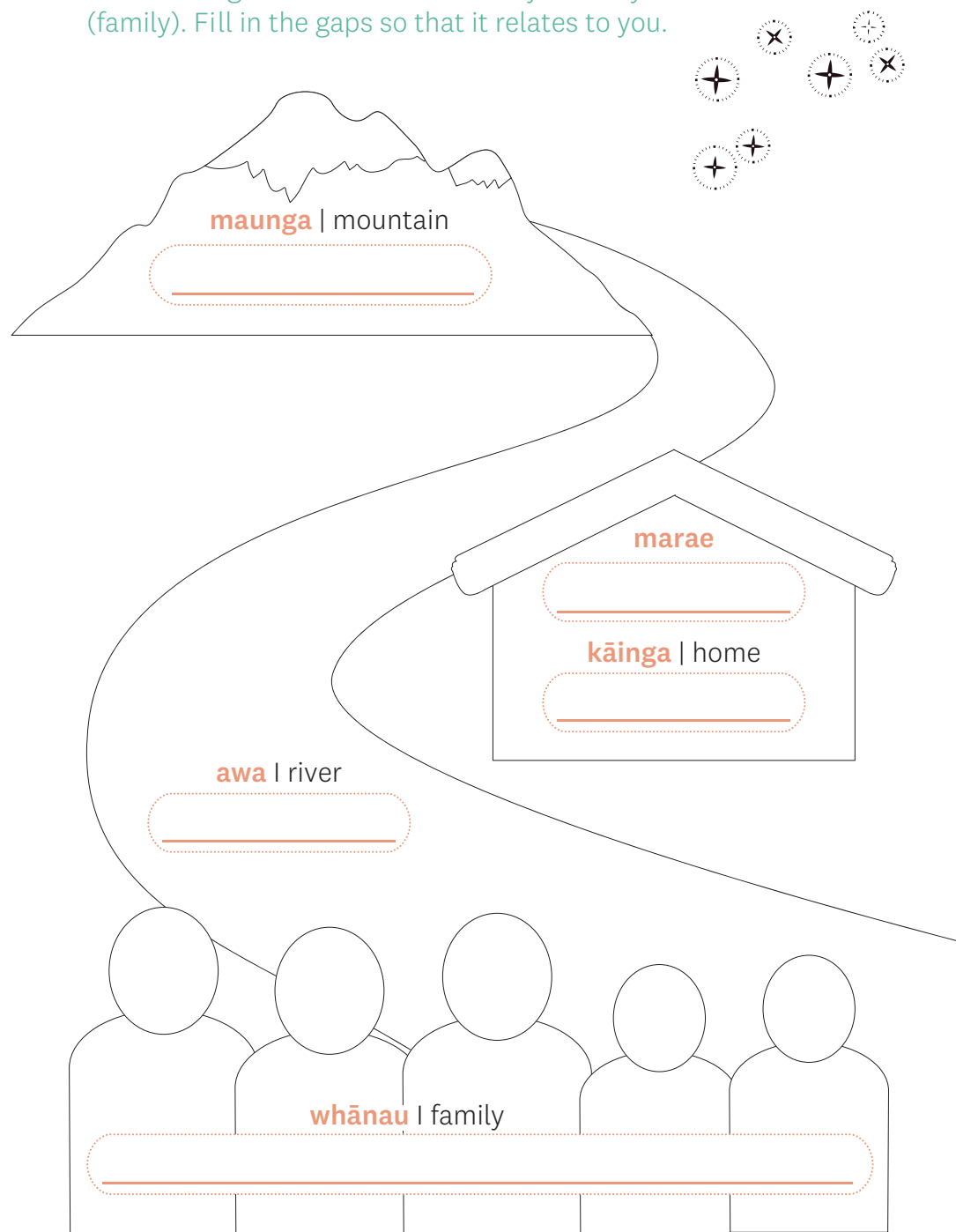


Matariki	Tupu-ā-nuku
Waitī	Tupu-ā-rangi
Ururangi	Waitā
Waipunarangi	

The Matariki star cluster rises in the eastern sky.



6. Thinking about the land around you and your **whānau** (family). Fill in the gaps so that it relates to you.




5. Because the **pātaka** (storehouses) are full, this frees up time to spend with **whānau** (family). Matariki is a time to think about those who support you and the land that sustains us.

Find the words that relate to these themes in the word search.

awa waka maunga moana tamanuiterā rangi whare whānau rākau ika manu kūmara

k	ā	k	ā	a	w	a	i	o	ē	ā	r
u	p	ū	i	ō	r	ng	ē	k	h	r	a
r	ā	m	ē	p	r	ā	k	a	u	w	n
wh	o	a	w	ā	a	k	a	w	k	i	g
ā	e	r	a	k	e	ng	r	m	a	t	i
n	w	a	k	ā	u	r	k	i	t	e	m
a	ī	w	a	a	a	a	a	k	r	ā	i
u	h	a	m	w	n	a	k	a	wh	e	n
ō	i	p	o	a	k	ō	wh	k	ō	r	p
ng	h	ē	o	w	k	r	t	ū	ī	ū	u
t	a	m	a	n	u	i	t	e	r	ā	n
w	ē	t	k	e	a	k	e	r	e	r	a
r	e	o	a	i	t	a	r	m	ō	ng	m

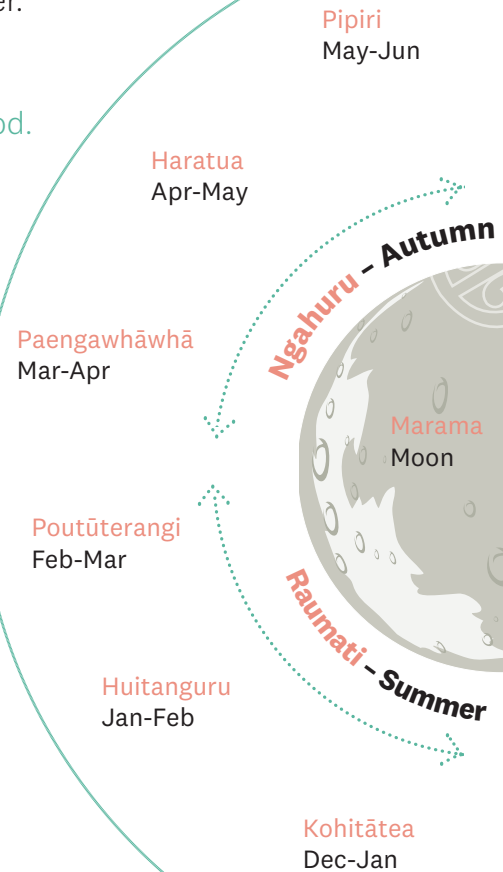


2. The Māori calendar year is guided by the stars and the moon.

As Matariki rises to start the new year, the new lunar (moon) calendar begins. This is called the **Maramataka** (the turning of the moon).


Time to gather and store food for winter.
Traditionally food would be kept in a **pātaka** – a store house with legs.
Draw where you would store all this food.

The sun is warm and birds are now nesting in flowering trees.
Draw your special summer spot.

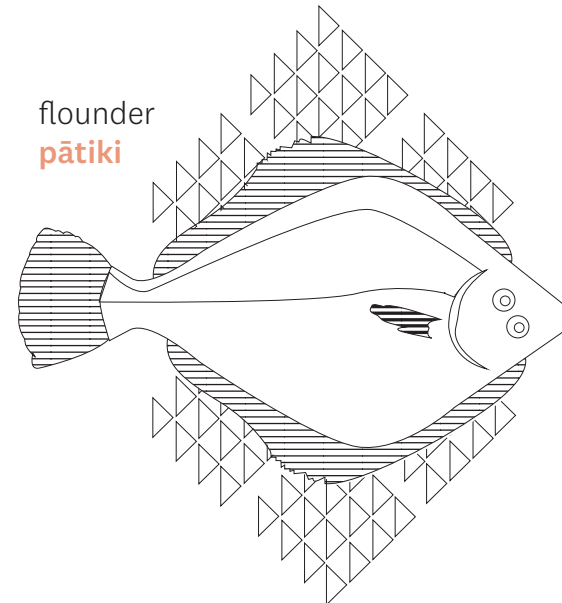


4. **Kai** (food) is an important part of Matariki. Winter is a time to share kai from the **pātaka** (storehouses), harvested from past seasons.

Colour in the pictures to see what **kai** was stored in the **pātaka**.



sweet potato
kūmara




flounder
pātiki




seaweed
karengo


mutton bird
tītī



shellfish
pipi



Pātaka were built on stilts so rats couldn't climb in and eat the food.



It's really cold.

Draw a picture of you and your **whānau** (family) gathered around a fire telling stories.

Hōngongoi
Jun-Jul


Hereturikōkā
Jul-Aug

Mahuru
Aug-Sep

Whiringa-ā-nuku
Sep-Oct

Whiringa-ā-rangi
Oct-Nov

Hakihea
Nov-Dec



Time to prepare the garden.
Draw your favourite fruits and vegetables.

3. Matariki is a time to have fun with your **whānau** (family) and share stories.

Use the **kupu** (words) opposite and fill in the blanks to make your own story.

One day I decided to go to the _____. I invited
my good friends the _____ and the _____.

“That sounds fun!” they said.

It was a long way so we travelled by _____. By the
time we got there _____ was very hungry so he
ate _____!

I felt _____ so I decided to go to the _____.

I saw a _____ there which was very cool.

On my next trip I think I’ll visit _____ and take
_____.

hipi



pāpaka



tohorā



taika



mokonui



āporo



aihikirīmi



hanawīti



whare hokohoko



marama



maunga



tātahi



waka



pahikara



rererangi



riri



harikoa



hiamoe

